



European
Commission

Horizon 2020
European Union funding
for Research & Innovation

Project flyer & brochure (N2)

D11.19



EU-**Sys**Flex

© Copyright 2019 The EU-SYSFLEX Consortium



PROGRAMME	H2020 COMPETITIVE LOW CARBON ENERGY 2017-2-SMART-GRIDS
GRANT AGREEMENT NUMBER	773505
PROJECT ACRONYM	EU-SYSFLEX
DOCUMENT	D11.19
TYPE (DISTRIBUTION LEVEL)	<input checked="" type="checkbox"/> Public <input type="checkbox"/> Confidential <input type="checkbox"/> Restricted
DUE DELIVERY DATE	M18
DATE OF DELIVERY	M19
STATUS AND VERSION	V2
NUMBER OF PAGES	10
Work Package / TASK RELATED	WP11 / T11.2
Work Package / TASK RESPONSIBLE	WP11/EURACTIV
AUTHOR (S)	EURACTIV

DOCUMENT HISTORY

VERS	ISSUE DATE	CONTENT AND CHANGES
1	09/05/2019	First version
2	09/05/2019	Second version
3	14/05/2019	Third version
4	14/05/2019	Fourth version

DOCUMENT APPROVERS

PARTNER	APPROVER
EirGrid, EDF, SONI, VITO, Innogy, Elering, EDP, EURACTIV, Zabala	PMB

TABLE OF CONTENTS

EXECUTIVE SUMMARY	5
1. PROJECT BROCHURE	5
1.1 CONTENT	6
1.2 DESIGN	6
1.3 WORKFLOW	9
COPYRIGHT	10

ABBREVIATIONS AND ACRONYMS

EC-GA	Grant Agreement
EU-SYSFLEX	Pan-European System with an efficient coordinated use of flexibilities for the integration of a large share of Renewable Energy Sources (RES)
PC	Project Coordinator
PMB	Project Management Board
WP	Work Package

EXECUTIVE SUMMARY

The following report addresses the requirement for deliverable 11.19 “Project flyer & brochure” associated with task 11.2 “Visual identity and communication/dissemination infrastructure”. The report summarises the content, design and workflow done during the preparation of the project brochure. The first project flyer was prepared in M8 and its report is covered by deliverable 11.18.

This document outlines the first project brochure as part of the deliverable ‘Project flyer & brochure’. It has been created for multiple stakeholders and is based on all previous communication materials (such as flyer, project overview presentation, website, info-graphics, posters from General Assembly, video etc.), submitted deliverables, Grant Agreement and contribution from project partners. The intent of the brochure is to provide more detailed information on project (its aims, solutions, partners involved, work packages etc.) and invite stakeholders to follow the project on the website and social media channels.

The first project flyer was prepared in M8 (D11.18) and both the flyer and the brochure will be updated as stated in the EC-GA (Task 11.2 page 67 of ANNEX 1) or based on the agreement within the project partners. Publishing the brochure and the flyer at the same time would mean that both communication materials would provide the same information. Therefore, in order to maximise the impact of the project with the new information and results, we consider that the best way to do so is to separate both deliverables. This way we can ensure that the flyer and the brochure will contain different information and will cover a longer period of the project.

The deliverable is prepared by the WP11 Leader and approved by the Project Management Board.

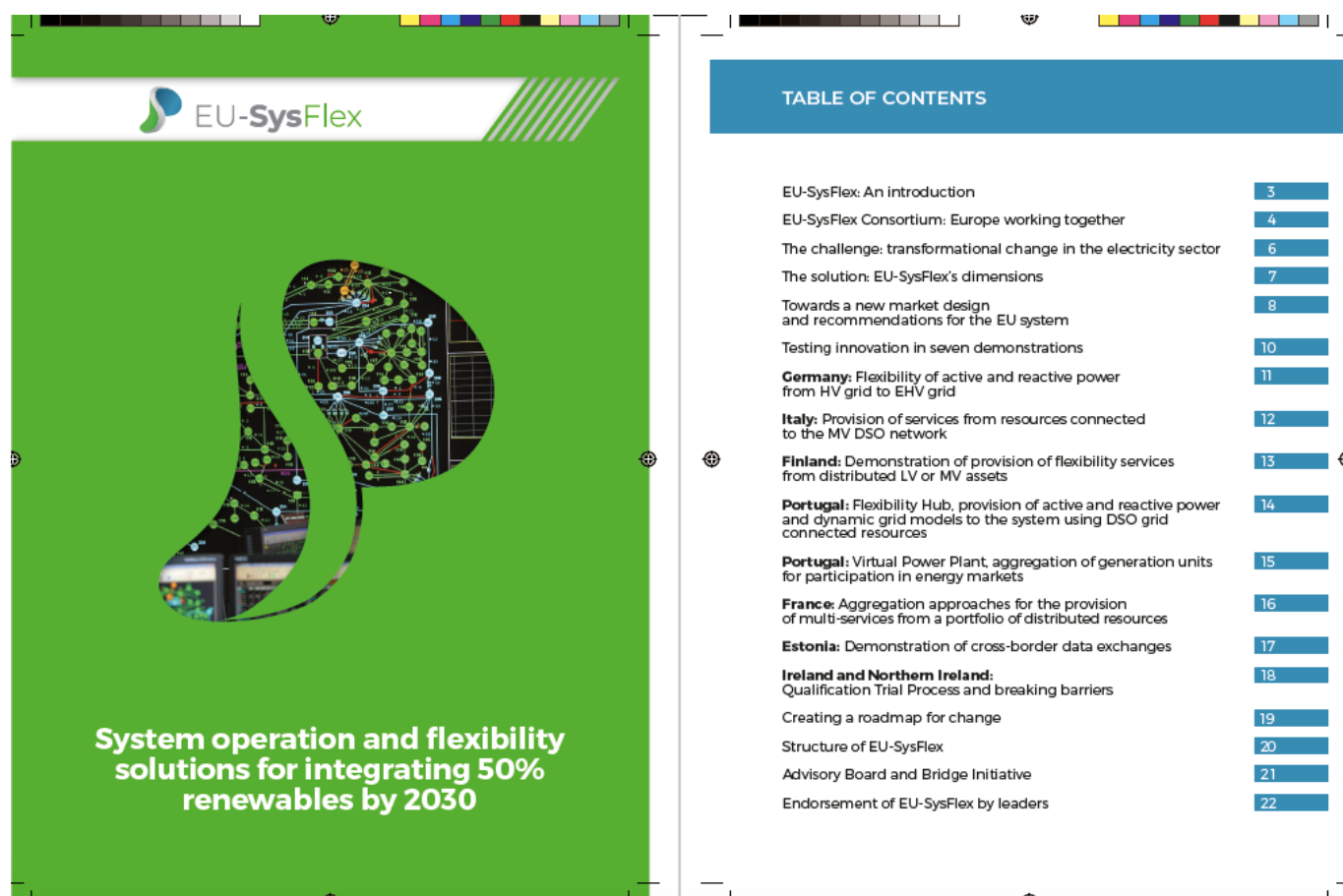
1. PROJECT BROCHURE

1.1 CONTENT

This first EU-SysFlex project brochure covers the main project information as well as an overview of the consortium and the EU-SysFlex Advisory Board. Multiple infographics were used to better explain the project's objectives and desired outcomes. The brochure provides an overview of seven project's demonstrations. In addition, the brochure details the work by EU-SysFlex consortium members in drafting the 'Roadmap for Change', outlines the structure of the project's twelve work packages, and includes endorsements of EU-SysFlex by leaders.

1.2 DESIGN

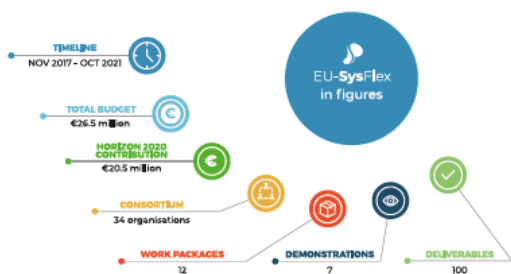
The design of the project brochure was created by external graphic designer, who also is the graphic designer behind the project logo and visual identity. The design of the brochure is therefore based on the visual identity of the EU-SysFlex and in line with its design manual. Selected screenshots of the brochure are displayed below. Full brochure is attached in PDF format at the end of this document.



EU-SYSFLEX: AN INTRODUCTION

By 2030, the European Union has committed to deliver at least 50% of its electricity consumption from **renewable sources of electricity (RES-E)**, much of this will come from wind and solar. As a result, the electricity supply is becoming more complex, creating uncertainties and technical challenges not previously seen in the pan-European electricity system.

EU-SysFlex is a Horizon 2020-funded project which addresses these challenges by identifying and demonstrating new types of **system and flexibility services**.



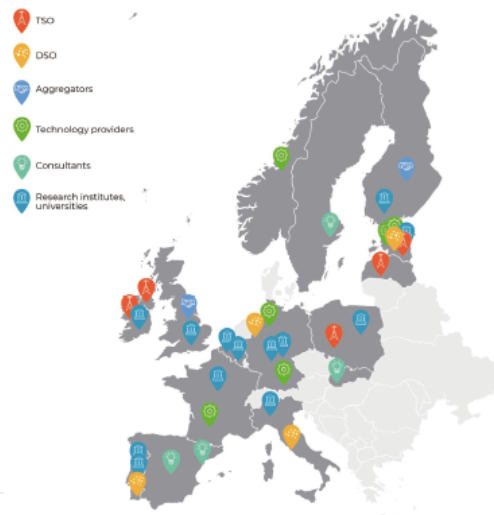
The project aims to identify the long-term **needs** as well as the technical **scarcities** of the future power system. EU-SysFlex is working to incentivise the necessary **flexibility** and solutions to enhance the market and regulatory framework. This includes making practical improvements across all system sectors.

The project will ultimately create a **long-term roadmap** of actions for Europe to facilitate the large-scale integration of new technologies and capabilities.

3

THE EU-SYSFLEX CONSORTIUM: EUROPE WORKING TOGETHER

EU-SysFlex is a **unique consortium of 34 members** comprising transmission and distribution system operators, aggregators, technology providers, research and academic institutions as well as consultancies. They are located in **15 countries** across Europe.



4

PROJECT MANAGEMENT BOARD



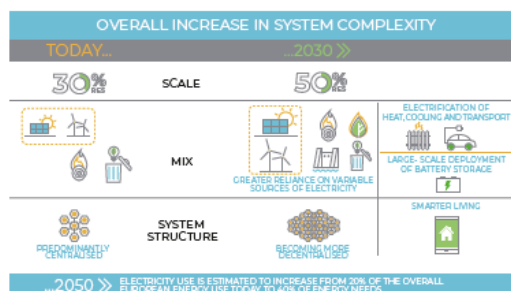
PARTNERS



5

THE CHALLENGE: TRANSFORMATIONAL CHANGE IN THE ELECTRICITY SECTOR

Given the ambitious target set by the EU, power system operations across Europe will go through transformational change over the next decade. There are several key factors affecting the system that will lead to a **more complex environment**. This will require **innovative solutions** to facilitate the necessary level of integration of renewable energy sources.



- An almost doubling of renewable sources of electricity from wind and solar by 2030, large-scale deployment of battery storage.
- Partial replacement of large conventional and centralized sources with smaller-scale decentralized renewables on the distribution system.
- Changing demand, and large-scale electrification of heat, cooling and transport.
- Greater consumer participation and choice in how their energy needs are met and managed, the rise of prosumers.

This will result in a more **complex environment** from a system operation perspective presenting new challenges not previously seen before. This increasingly complex environment will require a **flexible and responsive system** that is far more dynamic than ever before, while remaining secure, reliable, resilient, stable and cost-effective for citizens.

6

GERMANY: Flexibility of active and reactive power from high-voltage (HV) distribution grid to extra-high-voltage (EHV) transmission grid



Partners

MITNETZ STROM, Innogy, INESC TEC, Fraunhofer IEE, University of Kassel

Technical aspects

- Location: Eastern Germany, Parts of Brandenburg, Saxony and Saxony-Anhalt
- Supply area: 2720 km²
- Installed capacity: 10.2 GW DER > 8.5 GW RES-E
- Share of RES-E in consumption: 10.4%
- Grid connection points in scope of demo: 374 HV/MV substations of which 99 with RES-E infeed, 16 TSO/DSO interfaces with 40 transformers
- Available flexibilities in the demo: 5.3 GW in HV grid, of which 2.9 GW wind and 1 GW solar
- Potential reactive power flexibility useable in demo: -350 Mvar to +280 Mvar

Innovative aspects of the demonstration

- Integrates new and improved forecasts for RES-E generation and load
- Schedule based co-optimising of grid in active and reactive power management
- Includes RES-E in schedule based congestion management and reactive power management coordinated between TSO and DSO
- Transforms optimisation results into control signals within automated processing for reactive power management

Main challenges

It is expected that by 2030 the share of RES-E will have decreased up to 65%. There is already a high RES-E share (40% RES-E in Germany and 100% in the demo region since 2017), especially wind power in northeastern Germany, which causes substantial redispatch measures to avoid overloading transmission and distribution assets. In 2017 congestion management costs reached a record of €1.4 billion. The redispatch potential in the transmission grid is reaching its limits due to the minimal capacity of conventional power plants and decreasing level of installed capacity in conventional plants. Therefore, emergency measures are used to curtail RES-E in the distribution grid. Redispatch potential can be increased by utilising DER and RES-E in the distribution grid. This exacerbates the need for more efficient and coordinated congestion management processes for TSOs and DSOs. Otherwise, the DSOs may make use of congestion measures, which could be counteracting to the TSO measures. There is also an increasing requirement for reactive power management. A coordination mechanism is therefore needed that would enable the TSO to use reactive power flexibilities from the distribution grid.

11

ITALY: Provision of flexibility services from resources connected to the MV DSO network



Partners

e-distribuzione, Enel Global Infrastructure and Networks S.r.l., RSE

Technical aspects

- Location: Forlì-Cesena area (Emilia Romagna region)
- Provision of flexibility services from resources connected to the MV DSO network
- System operation and flexibility solutions required to meet the ambition of 50% renewables in the European electricity grid by 2030
- The demonstration site is located in an area with strong renewable generation penetration (mainly PV) with low consumption of the energy generated and frequent back feeding from MV to HV

Innovative aspects of the demonstration

- Includes RES-E, Storage and STATCOM in congestion management, balancing and voltage support
- Set up of new coordinated process for ancillary service provision to the TSO
- Automated tools for Network State Analysis, Network Optimisation and Reactive Power Management
- Integrates improved forecasts for RES-E generation and load

Main challenges

The current national scenario including the continuous increase in distributed generation limits the potential of the TSO to regulate the frequency and voltage within the transmission network, increasing the probability of overloading. This represents both an external challenge and an opportunity for the DSO, which can facilitate the use of local resources in the ancillary services of the transmission network. This could be achieved by improving the observability of the power system and adopting advanced control systems capable of aggregating the distributed energy resources for use in the ancillary service market through virtual aggregation and the use of the DSO's assets to contribute to the regulation of power flows at the DSO/TSO interface. Another crucial challenge is ensuring the DSO can operate securely and safely within the distribution network, improved monitoring systems and satisfactory integration with the devices will help improve the reliability and safety of the distribution network.

12

ADVISORY BOARD AND BRIDGE INITIATIVE

The Advisory Board is a **consultative body** set up to help further develop the value of EU-SysFlex's findings and ensure a wide EU impact, facilitate their implementation by TSOs not directly participating in EU-SysFlex, provide external and independent support, facilitate replicability and scalability, and to cooperate in disseminating and exploiting the results. Below is a list of the companies and organisations represented on the EU-SysFlex Advisory Board.



EU-SysFlex project is also part of the **BRIDGE Initiative**. BRIDGE is a European Commission initiative which unites Horizon 2020 Smart Grid and Energy Storage Projects to create a structured view of cross-cutting issues which are encountered in the demonstration projects and may constitute an obstacle to innovation.


21

ENDORSEMENTS OF EU-SYSFLEX BY LEADERS



"We are hugely excited to be leading this important European research and innovation project. EU-SysFlex will lay the foundation for a future power system with significant levels of renewables. As the European power system goes through significant change, there is no doubt that system flexibility will become an integral part of how we operate it. Understanding future needs and identifying operational, technical and market solutions are all part of the work which this broad consortium is undertaking. We are very proud of the progress made to date and look forward to further results in the coming years."

Mark Foley
CEO of EirGrid
March 2019



"The key word of this project is flexibility. As the generation changes on one side and the demand changes on the other side, we need to find the right flexibility in order for the sector to move to a greater engagement with the consumers. And we need to keep the lights on with much greener generation connected to the grids. EU-SysFlex will look at all the challenges."

João Torres
CEO of EDP Distribution
November 2018



"The EU-SysFlex project partners have already accepted that our energy system will continue to have more and more renewable energy, and are now looking to develop the measures that will allow our grid to handle it. The project looks at how we manage the integration of such a level of renewable energy into the system. It will identify the needed improvements to the market design to cater for this increase, introduce new practices and enhance system-modelling tools. Additionally, the project will put forward a roadmap for the European energy system and outline how it can meet the challenges ahead - this is extremely important."

Seán Kelly
Irish Member of the European Parliament
March 2018



EU-SysFlex met Maroš Šefčovič, Vice-President of the European Commission, in November 2018



„@MarošSefcovic paid us visit! Among hot topics of #renewables integration & interconnection, #EU-SysFlex was presented by @EirGrid's CEO @markfoleyce, @JonOSullivan, @lowryireland, #EU-SysFlex will enable Europe 2integrate RES massively into grid thx 2new services. #energyunion"

22

1.3 WORKFLOW

The first proposal for the project brochure was prepared by EURACTIV (WP11 leader) in collaboration with members of the PMB and leaders of demonstration projects. Final version of the brochure was approved by the PMB. Any further future updates/comments will be taken into account when preparing the new project brochure (M36). The first EU-SysFlex brochure will be printed in 1000 copies. WP11 lead, EURACTIV, will ensure its printing and distribution. The EU-SysFlex project brochure will also be available for download on the project website (in front page and the section 'Documents' .)

COPYRIGHT

Copyright © EU-SysFlex, all rights reserved. This document may not be copied, reproduced, or modified in whole or in part for any purpose. In addition, an acknowledgement of the authors of the document and all applicable portions of the copyright notice must be clearly referenced.

Changes in this document will be notified and approved by the PMB. This document will be approved by the PMB.

The EC / Innovation and Networks Executive Agency is not responsible for any use that may be made of the information it contains.

This project has received funding from the European Union's Horizon 2020 research and innovation programme under EC-GA No 773505.



**System operation and flexibility
solutions for integrating 50%
renewables by 2030**



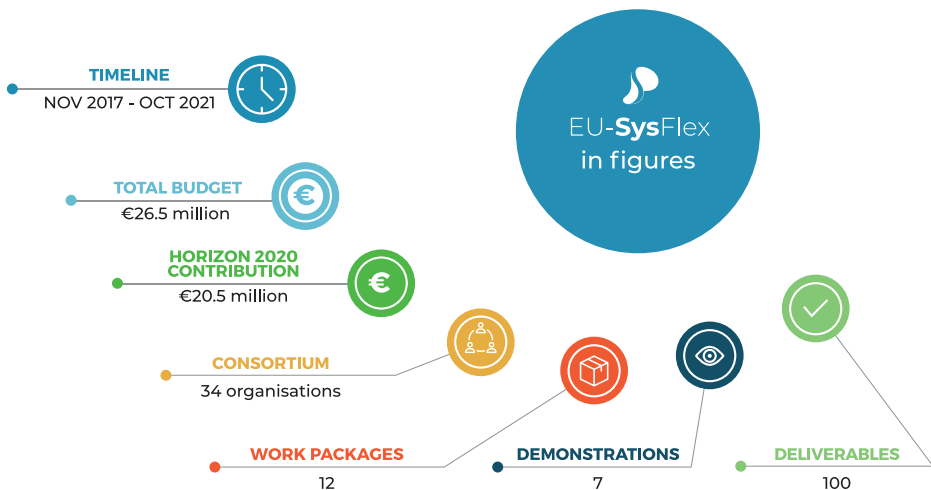
TABLE OF CONTENTS

EU-SysFlex: An introduction	3
EU-SysFlex Consortium: Europe working together	4
The challenge: transformational change in the electricity sector	6
The solution: EU-SysFlex's dimensions	7
Towards a new market design and recommendations for the EU system	8
Testing innovation in seven demonstrations	10
Germany: Flexibility of active and reactive power from HV grid to EHV grid	11
Italy: Provision of services from resources connected to the MV DSO network	12
Finland: Demonstration of provision of flexibility services from distributed LV or MV assets	13
Portugal: Flexibility Hub, provision of active and reactive power and dynamic grid models to the system using DSO grid connected resources	14
Portugal: Virtual Power Plant, aggregation of generation units for participation in energy markets	15
France: Aggregation approaches for the provision of multi-services from a portfolio of distributed resources	16
Estonia: Demonstration of cross-border data exchanges	17
Ireland and Northern Ireland: Qualification Trial Process and breaking barriers	18
Creating a roadmap for change	19
Structure of EU-SysFlex	20
Advisory Board and Bridge Initiative	21
Endorsement of EU-SysFlex by leaders	22

EU-SYSFLEX: AN INTRODUCTION

By 2030, the European Union has committed to deliver at least 50% of its electricity consumption from **renewable sources of electricity** (RES-E), much of this will come from wind and solar. As a result, the electricity supply is becoming more complex, creating uncertainties and technical challenges not previously seen in the pan-European electricity system.

EU-SysFlex is a Horizon 2020-funded project which addresses these challenges by identifying and demonstrating new types of **system and flexibility services**.



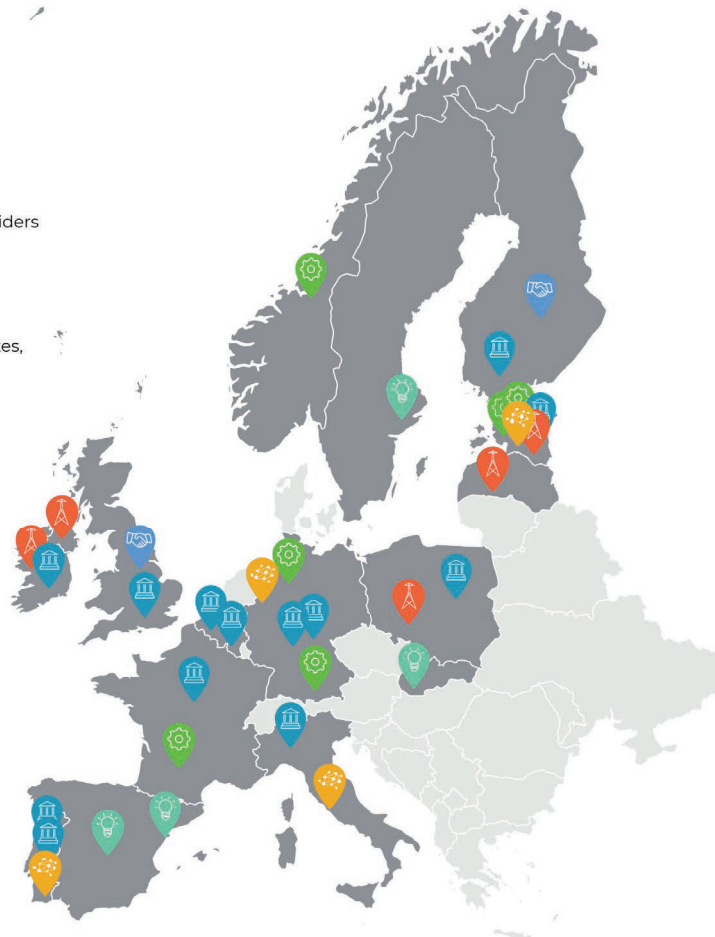
The project aims to identify the long-term **needs** as well as the technical **scarcities** of the future power system. EU-SysFlex is working to incentivise the necessary **flexibility** and solutions to enhance the market and regulatory framework. This includes making practical improvements across all system sectors.

The project will ultimately create a **long-term roadmap** of actions for Europe to facilitate the large-scale integration of new technologies and capabilities.



THE EU-SYSFLEX CONSORTIUM: EUROPE WORKING TOGETHER

EU-SysFlex is a **unique consortium of 34 members** comprising transmission and distribution system operators, aggregators, technology providers, research and academic institutions as well as consultancies. They are located in **15 countries** across Europe.



PROJECT MANAGEMENT BOARD

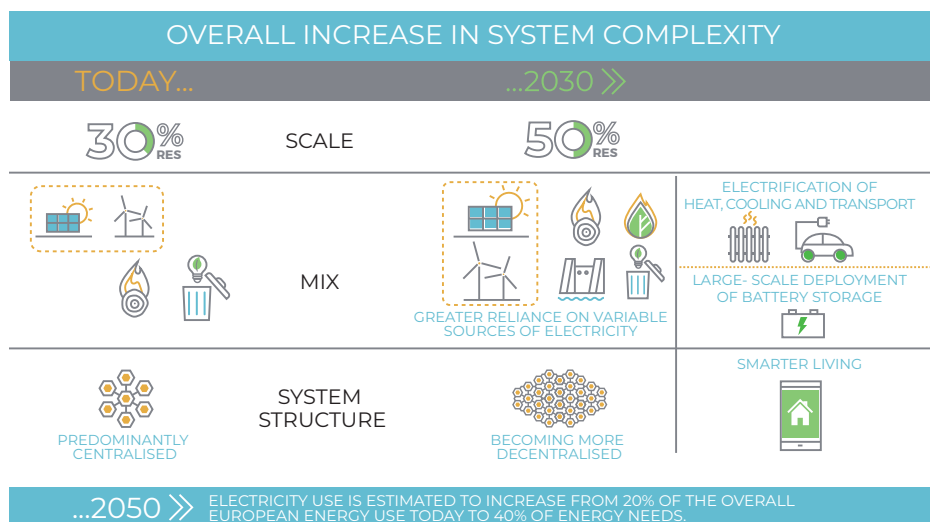


PARTNERS



THE CHALLENGE: TRANSFORMATIONAL CHANGE IN THE ELECTRICITY SECTOR

Given the ambitious target set by the EU, power system operations across Europe will go through transformational change over the next decade. There are several key factors affecting the system that will lead to a **more complex environment**. This will require **innovative solutions** to facilitate the necessary level of integration of renewable energy sources.

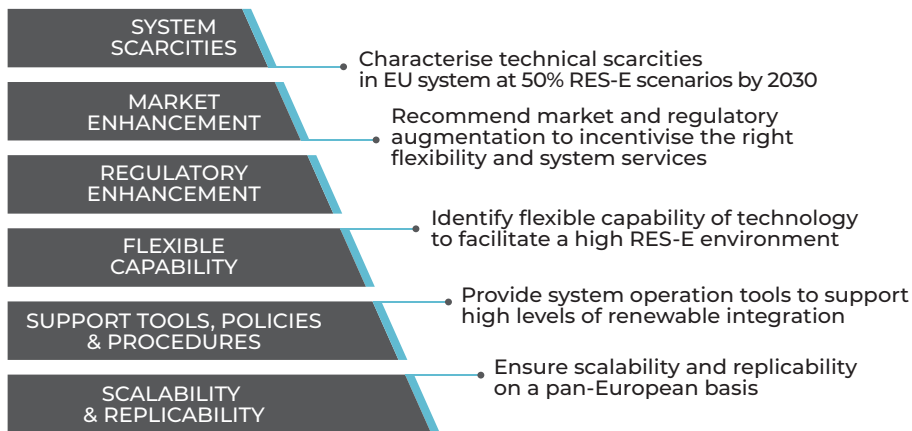


- An almost doubling of renewable sources of electricity from **wind and solar** by 2030, large-scale deployment of battery storage.
- Partial replacement of large conventional and centralised sources with **smaller-scale decentralised renewables** on the distribution system.
- Changing demand, and large-scale **electrification of heat, cooling and transport**.
- Greater consumer participation and choice in how their energy needs are met and managed, the rise of **prosumers**.

This will result in a more **complex environment** from a system operation perspective presenting new challenges not previously seen before. This increasingly complex environment will require a **flexible and responsive system** that is far more dynamic than ever before, while remaining secure, reliable, resilient, stable and cost-effective for citizens.

THE SOLUTION: EU-SYSFLEX'S DIMENSIONS

EU-SysFlex will first identify the **needs** of the future power system with a high share of renewables. It will then make **recommendations** for enhancing market design and regulation to enable new **business solutions**. Seven industrial-scale **demonstrations** will be conducted testing new **flexibility and system services**. Drawing on the replicability and scalability analysis, the research and innovation project will ultimately come up with a **roadmap of change** for Europe.



The need for system services

In order to deliver the necessary system flexibility, there will be a need for an enhanced **system services market**. What are these services? They are characteristics of **electricity generation, energy storage and demand-side response**. They can respond in a dynamic and flexible manner to ensure that the **electricity system remains stable** when the system contains large amounts of **variable sources of electricity such as wind and solar**. These services will ensure your lights continue to be on, regardless of how complex the future system becomes.

The need for flexibility

In order to fully utilise the potential of low-carbon technologies while balancing the need for a dynamic and reliable supply and electric grid demands, system operators need to develop **new tools and market structures**. There is some degree of flexibility already in place. However, the need to meet variable electricity demand and the increasing variability and ramping created by the use of renewable energy sources brings new challenges and requires visualisation of an **increasingly important flexible system**.



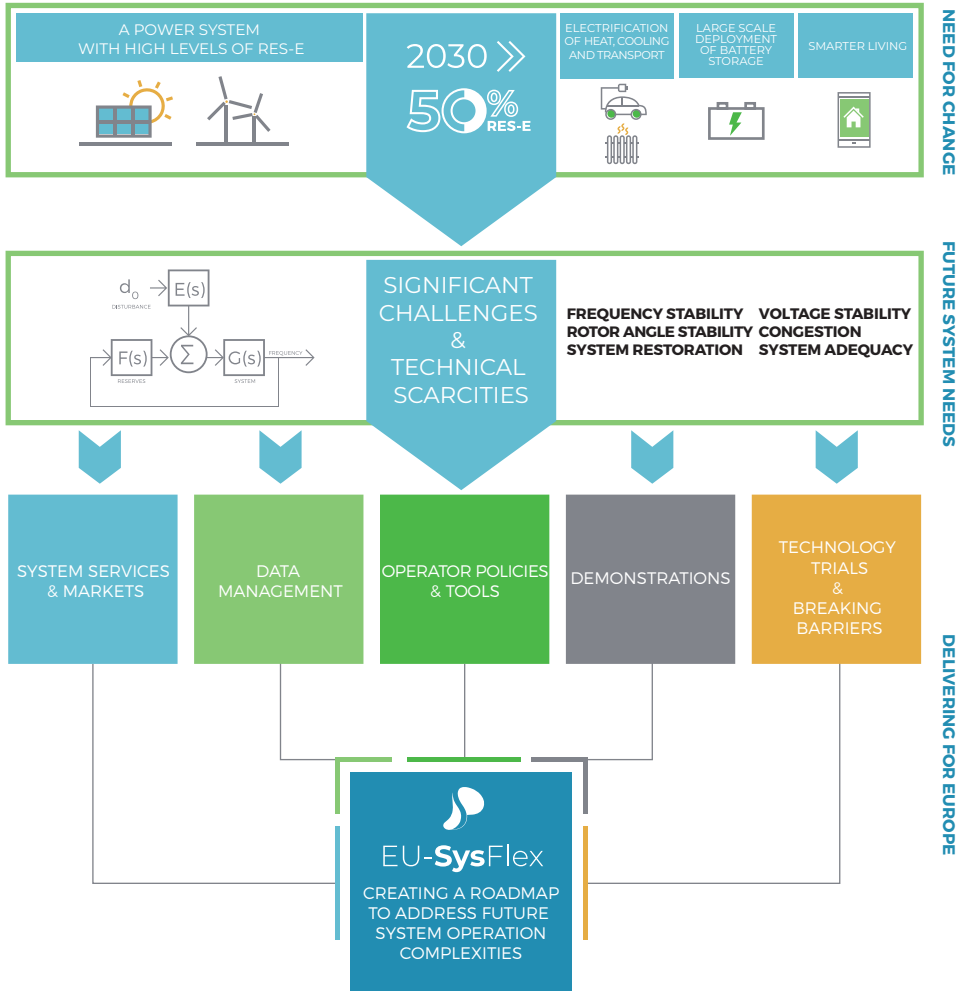
TOWARDS A NEW MARKET DESIGN AND RECOMMENDATIONS FOR THE EU SYSTEM

EU-SysFlex assesses the **technical scarcities** of the European power system that has high levels of renewables combined with the large-scale deployment of new technologies to enable the electrification of heat production and transport. The system scarcities range across a wide spectrum from frequency, voltage and rotor angle stability to increased congestion and limited restoration capacity in the event of a power system collapse or system inadequacy.

By performing a **financial and economic analysis** of the simulation results we can assess the value of the flexibilities, identify whether there are sufficient revenues to support the type of investment required by EU policy and maintain the resilient power system that society has come to expect.

Developing innovations for existing and **new system services** goes hand in hand with the analysis of **different options for market design**. Advanced modelling techniques are used to assess product characteristics and corresponding market design. In addition, business use cases are provided for the services and tested by the different demonstrations within EU-SysFlex.

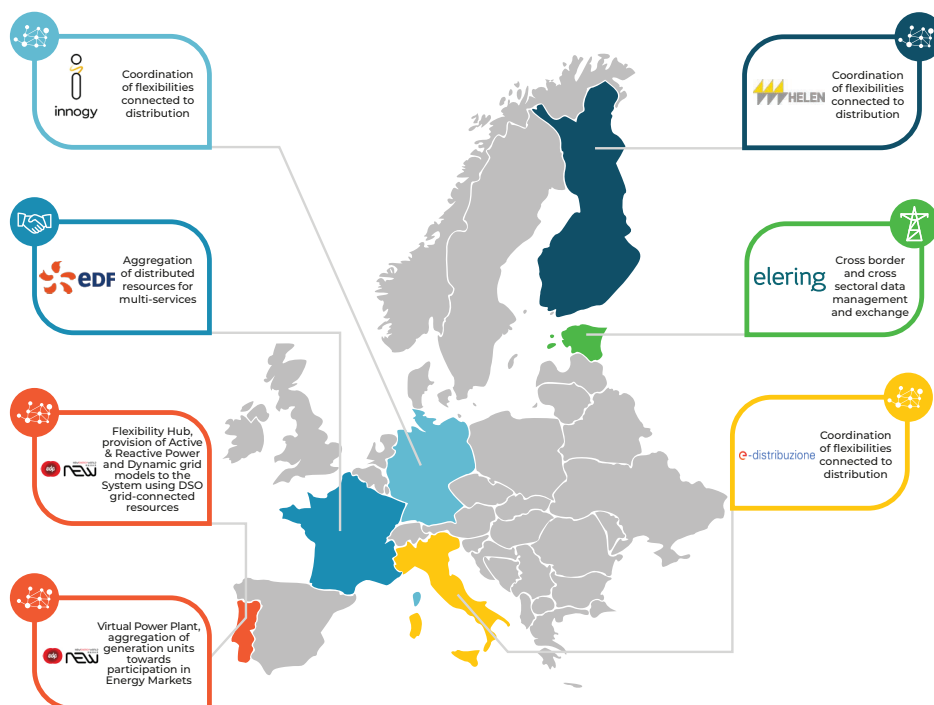
EU-SysFlex provides recommendations for an IT perspective on data management in flexibility services and develops a **customer-centric data exchange model** for flexible market design, aimed at all stakeholders (transmission and distribution system operators, suppliers, flexibility providers, energy service companies etc.) and enables cross-border data exchange. The model does not indicate a single data exchange platform, but allows for the interoperability of different platforms across Europe.



TESTING INNOVATION IN SEVEN DEMONSTRATIONS

Increasing the flexibility of the pan-European electricity system requires a comprehensive and all-encompassing vision that extends across a **broad portfolio of new approaches, solutions and technologies**. EU-SysFlex provides this by demonstrating different business use cases in seven field tests at all system levels and across Europe: **Portugal, Germany, Italy, Finland, France, Poland and Estonia**.

The demonstrations provide evidence of how the timely provision of these services will be achieved using new approaches to coordinate the resources, actors and new technology mixes that will be present in the future European system. This involves testing **new concepts, tools and a wide range of flexibilities** including centralised pump storage plants, batteries, wind and photovoltaics (PV), heat loads, electric vehicles (EV) and super-capacitors. The interaction between the **system layers and actors, and the replicability of concepts and approaches** is also addressed.





GERMANY:

Flexibility of active and reactive power from high-voltage (HV) distribution grid to extra-high-voltage (EHV) transmission grid



Partners

MITNETZ STROM, innogy, INESC TEC, Fraunhofer IEE, University of Kassel

Technical aspects

- Location: Eastern Germany: Parts of Brandenburg, Saxony and Saxony-Anhalt
- Supply area: 2.720 km²
- Installed capacity: 10.2 GW DER; > 8.5 GW RES-E
- Share of RES-E in consumption: 104%
- Grid connection points in scope of demo: 374 HV/MV substations, of which 99 with RES-E infeed; 16 TSO/DSO interfaces with 40 transformers
- Available flexibilities in the demo: 5.3 GW in HV grid, of which 2.9 GW wind and 1 GW solar
- Potential reactive power flexibility useable in demo: -350 Mvar to +280 Mvar

Innovative aspects of the demonstration



- Integrates new and improved forecasts for RES-E generation and load
- Schedule based co-optimising of grid in active and reactive power management
- Includes RES-E in schedule based congestion management and reactive power management coordinated between TSO and DSO
- Transforms optimisation results into control signals within automated processing for reactive power management

Main challenges



It is expected that by 2030 the share of RES-E will have decreased up to 65%. There is already a high RES-E share (~40% RES-E in Germany and ~100% in the demo region since 2017), especially wind power in northeastern Germany, which causes substantial redispatch measures to avoid overloading transmission and distribution assets. In 2017 congestion management costs reached a record of €1.4 billion.

The redispatch potential in the transmission grid is reaching its limits due to the minimal capacity of conventional power plants and decreasing level of installed capacity in conventional plants. Therefore, emergency measures are used to curtail RES-E in the distribution grid. Redispatch potential can be increased by utilising DER and RES-E in the distribution grid.

This exacerbates the need for more efficient and coordinated congestion management processes for TSOs and DSOs. Otherwise, the DSOs may make use of congestion measures, which could be counteracting to the TSO measures.

There is also an increasing requirement for reactive power management. A coordination mechanism is therefore needed that would enable the TSO to use reactive power flexibilities from the distribution grid.



ITALY:

Provision of flexibility services from resources connected to the MV DSO network



Partners

e-distribuzione,
Enel Global Infrastructure and
Networks S.r.l., RSE

Technical aspects

- Location: Forlì-Cesena area (Emilia Romagna region)
- Provision of flexibility services from resources connected to the MV DSO network
- System operation and flexibility solutions required to meet the ambition of 50% renewables in the European electricity grid by 2030
- The demonstration site is located in an area with strong renewable generation penetration (mainly PV), with low consumption of the energy generated, and frequent back feeding from MV to HV

Innovative aspects of the demonstration



- Includes RES-E, Storage and STATCOM in congestion management, balancing and voltage support
- Set up of new coordinated process for ancillary service provision to the TSO
- Automated tools for Network State Analysis, Network Optimisation and Reactive Power Management
- Integrates improved forecasts for RES-E generation and load

Main challenges



The current national scenario including the continuous increase in distributed generation limits the potential of the TSO to regulate the frequency and voltage within the transmission network, increasing the probability of overloading. This represents both an external challenge and an opportunity for the DSO, which can facilitate the use of local resources in the ancillary services of the transmission network. This could be achieved by improving the observability of the power system and adopting advanced control systems capable of aggregating the distributed energy resources for use in the ancillary service market through virtual aggregation and the use of the DSO's assets to contribute to the regulation of power flows at the DSO/TSO interface. Another crucial challenge is ensuring the DSO can operate securely and safely within the distribution network. Improved monitoring systems and satisfactory integration with the devices will help improve the reliability and safety of the distribution network.



FINLAND:

Demonstration of provision of flexibility services from distributed LV or MV assets



Partners

Helen Ltd., Helen Electricity Network Ltd., VTT

Technical aspects

- Aggregation of small distributed assets to the TSO's ancillary markets and for DSO's balancing needs
- The low voltage flexible resources in the demonstration are customer scale batteries, public EV charging stations, electric heating loads via AMR meters
- The medium voltage flexible resources in the demonstration are industrial scale BESS, PV power plant
- Development of a forecasting tool to estimate the available flexibility of the LV/MV assets for various markets
- Development of suitable interfaces to connect the small distributed assets to the aggregation platform
- Mechanism for optimising the reactive power procurement in the DSO market place

Innovative aspects of the demonstration



- Development of forecasting, optimisation and aggregation of flexibility capacity from manifold small resources to be traded on the ancillary markets.
- Proof of concept for a new market mechanism to manage the reactive power balance in the TSO/DSO connection point
- Increased use of market driven concepts to balance network

Main challenges



In the Nordic electricity system, the amount of intermittent capacity is rapidly increasing and greater flexibility and applicable solutions for high voltage grid stability are needed. In the Helsinki demo, a novel approach is demonstrated where small distributed resources are aggregated to be traded by a retailer on the TSO's existing market places and for the DSO's balancing needs. To respond to the increasing RES-E penetration in the Nordic power system, more flexibilities are needed. The main objective is to demonstrate full value chain performance and cost competitiveness of harnessing small distributed resources for the benefit of power system stability.



PORTUGAL:

Flexibility Hub, provision of active and reactive power and dynamic grid models to the system using DSO grid connected resources



Partners

Inesctec, EDP Distribuição, EDP NEW R&D, EDP Renováveis

Technical aspects

- Location: North of Portugal
- Grid: ~50 km HV grid; 20 MW substation HV/MV
- Grid connection points: ~8000 fed by the HV grid
- Installed capacity: ~90 MW installed RES-E in the HV grid
- Share of RES-E in consumption: >100% could feed the demonstration
- Grid in scope of demo: HV distribution grid
- Grid connection points in scope of demo: 1 distribution HV/MV substations; 1 TSO/DSO interfaces with 40 transformers
- Available flexibilities in the demo: in HV distribution grid: ~46 MW
- Active power ~46MW wind power
- Reactive power between -50 Mvar and +50 Mvar

Innovative aspects of the demonstration



- Local market for reactive power provision from the DSO grid in a close to real-time intraday market to provide reactive power to the TSO
- Redesign of the replacement reserve market as a close to real-time intraday market with a traffic light qualification system to validate the activation of bids involving resources from the DSO grid
- Equivalent Dynamic Model of the DSO grid for analysis of voltage and frequency disturbance

Main challenges



Share of RES-E is expected to increase. The redispatch potential in the transmission grid will reach its limits with the closure of conventional thermal plants and incremental distributed generation, so new methods are needed to provide system services. These will increase the need to use distributed resources to provide both active and reactive power management and require the design of new flexible mechanisms. In turn close TSO-DSO coordination will be required so these services can be provided without causing additional problems for the distribution grids. In addition, the traditionally passive nature of the distribution grid is evolving and grids are becoming much more dynamic and complex, therefore proper modelling should be considered by the TSO in both voltage and frequency disturbance analyses.

PORTUGAL:

Virtual Power Plant,
aggregation of generation
units for participation in
energy markets



Partners

EDP NEW R&D; EDP Renewables;
EDP Produção; EDP UNGE;
Siemens

Technical aspects

- Variable speed pump storage Hydro Plant – 756 MW (2x378)
- Alto da Coutada Wind Park – 115 MW (57 turbines)
- Falperra Wind Park – 50 MW (25 turbines)
- Resources connected to transmission grid

Innovative aspects of the demonstration



- Real time management of storage and generation portfolio: based on mathematical models including short term balancing operations
- Integrating forecasting modules for prices, energy supply and demand
- Market bidding suite for the different markets, respecting medium term strategies for storage management

Main challenges



In a scenario where the RES-E share is above 50%, new strategies will need to be demonstrated in order to ensure maximum flexibility at minimum cost, and secure and stable operation. Furthermore, RES-E intermittency, in this scenario (> 50%), will mean there is greater need for frequency regulation and balancing reserves. Finally, in the near future the wind parks will lose their feed-in tariffs.



FRANCE:

Aggregation approaches for the provision of multi-services from a portfolio of distributed resources



Partners

EDF, ENERCON

Technical aspects

- Demonstration facilities: EDF Concept Grid – a private distribution grid dedicated to the testing and validation of smart grid equipment, systems and functions
- A 12 MW wind farm of 6 x 2000 KW turbines, type ENERCON E82, located in the department of Marne, south east of Paris
- A full storage system including a 2.3 MW/1h lithium-ion battery as well as an ENERCON E-Storage 2300 power conversion system
- Photovoltaic panels and a variable load test bench installed at the EDF Concept Grid, combined with power amplifiers

Innovative aspects of the demonstration



- Development of a VPP (Virtual Power Plant) platform, integrating advanced forecasting and scheduling
- Demonstration of the approach to multi-service provision, through optimal management and coordinated control of multi-resources.
- Performance assessment of different services and flexibility solutions that can be procured from the multi-resource aggregator (VPP).

Main challenges



Bigger reserves and new flexibility requirements will be necessary at high RES-E penetration. Additional system flexibilities and ancillary services will be procured from renewables and distributed storage systems. However, questions arise regarding the performance and reliability of the services provided by the variable resources, and the uncertain profitability of providing a single service. The VPP will address the capability to manage the portfolio of resources, in order to provide efficient and optimised multi-services for the future system.



ESTONIA:

Demonstration of cross-border data exchanges



Partners

Elering, UPSIDE, PÖYRY, EDF, AKKA, PSE, Guardtime, UTartu, AST, innogy, EDIS, Enoco, Cybernetica, Elektrilevi

Technical aspects

The objective of the data exchange demos is to test more than 20 data management use cases facilitating flexibility services as well as many other business processes. Several demonstrations will focus on aspects of data management, including cross-border communication between different data exchange platforms and with different stakeholders in order to facilitate the cross-border exchange of flexibility services.

Elering's data exchange platform, Estfeed, will be used to demonstrate data exchanges. Estfeed connects various data sources, applications and market participants. It provides secure access to consumption and generation data in the electricity and gas data hubs. When developing data exchange demonstrations the aim is to ensure they fit with the Smart Grid Architecture Model, Common Information Model and Harmonised Role Model.

Innovative aspects of the demonstration



- Customer-centric cross-border data exchange model for flexible market design serving all stakeholders (TSOs, DSOs, suppliers, flexibility providers, ESCOs, etc.).
- Interoperability of different data exchange platforms.
- Application for flexibility marketplace to support TSO-DSO flexibility data exchange.
- Tool for aggregator to aggregate smaller distributed flexibility sources enabling affordable access to market.

Main challenges



Data exchange demonstrations are designed to tackle access issues. First, more or less any business process in the energy domain requires easy and secure access to data and facilitation of data sharing in line with the Clean Energy Package and GDPR principles. Second, and more specifically, market access for smaller flexibility providers has to be considered as they may face barriers like high initial investments and lack of single market places. Further challenges involve TSO-DSO cooperation and coordinated actions as well as neutrality of system and market operators.

IRELAND AND NORTHERN IRELAND: Qualification Trial Process and breaking barriers



Partners

EirGrid, SONI

Technical aspects

The Qualification Trial Process (QTP) acts as a platform to trial system services from new technology providers. It is a mechanism for new technologies to prove technical capability and ultimately provides a route to market.

The QTP will help IRE/NI in meeting its renewable integration objectives. Today IRE and NI is capable of operating the system at 65% of electricity demand from renewables, primarily from wind.

In meeting our renewable energy target of 70% by 2030 (Ireland) EirGrid group is creating a new initiative which will further enhance the QTP process and remove barriers to renewable integration. This new initiative, The Flex-Tech Integration Initiative, is to provide a platform for engagement between industry, TSO, DSO, and regulators. The initiative will inform the QTP as well as new industry solutions.

Innovative aspects



- Provenability Trial: The System Operator trials new technologies on the system in real time in response to system disturbances, this provides confidence that new technologies will work as expected when system conditions require services from RES-E.
- Standards and Compliance Trials: Service providers whose technology classes are considered proven, but wish to demonstrate novel approaches to current compliance and standards
- Distribution Impact Trials: With more RES-E and new technologies embedded on the distribution system, the TSO must access their capabilities while respecting the operational limits of the distribution system
- Addressing key barriers to renewable integration across a range of technologies such as hybrid, DSM, storage, flexible demand, small scale generation and other renewables.

Main challenges



'Behind the meter' technologies such as rooftop solar PV, battery storage, vehicle to grid charging and energy management systems are changing the power system – and the pace of change is likely to increase in the future. The need for greater transparency of data and information will drive further change across the sector. As variable renewable generation displaces conventional generation on the system, new technologies must provide system services to make up any shortfall. At system level, however, there is little indication as to how these technologies will perform or to what extent a system operator can rely on them. The Qualification Trial Process, or QTP, provides the technical platform for testing services from new technology providers and identifying the operational complexities associated with new technologies.

Thus, the QTP gives confidence to system operators that the technology works as it should when the system needs it most – and facilitates a route to market for service provision by new technologies. Lastly the QTP allows the system operator to control centre tools and procedures to manage large scale deployment of new technologies.

CREATING A ROADMAP FOR CHANGE

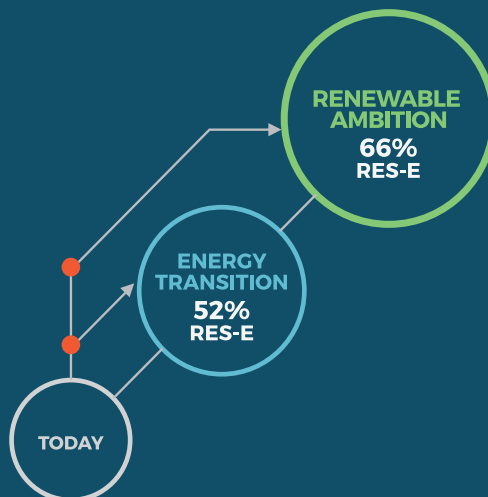
Building on the **scalability and replicability analysis** of the results from the demonstrations and the project deliverables, a clear vision and strategy will be developed at the end of the project that will take the form of a roadmap. It will provide recommendations for the development and deployment of **the system services** needed by TSOs to support RES integration, storage and flexible demand technologies. The aim is to enable fulfilment of Europe's ambitious **carbon reduction targets**, while maintaining **security of supply** and **applying downward pressure on consumer electricity costs**.

In order to maximise output, **members of the EU-SysFlex consortium** are participating in the drafting of the roadmap. The work is being done along two paths:

1. Technical, economic and regulatory flexibility analysis: this work is supported by the analysis of the performances measured in the demonstrations and the evaluation of the scalability and the replicability of the project use cases. The results will be extrapolated to the pan-European system and the scalability and replicability analysis will address all the technical, economic, regulatory and stakeholder acceptability factors that could limit and favour the deployment of solutions. The technical analysis will include an evaluation of the reliability of system services provided by distributed resources on the distribution grid.

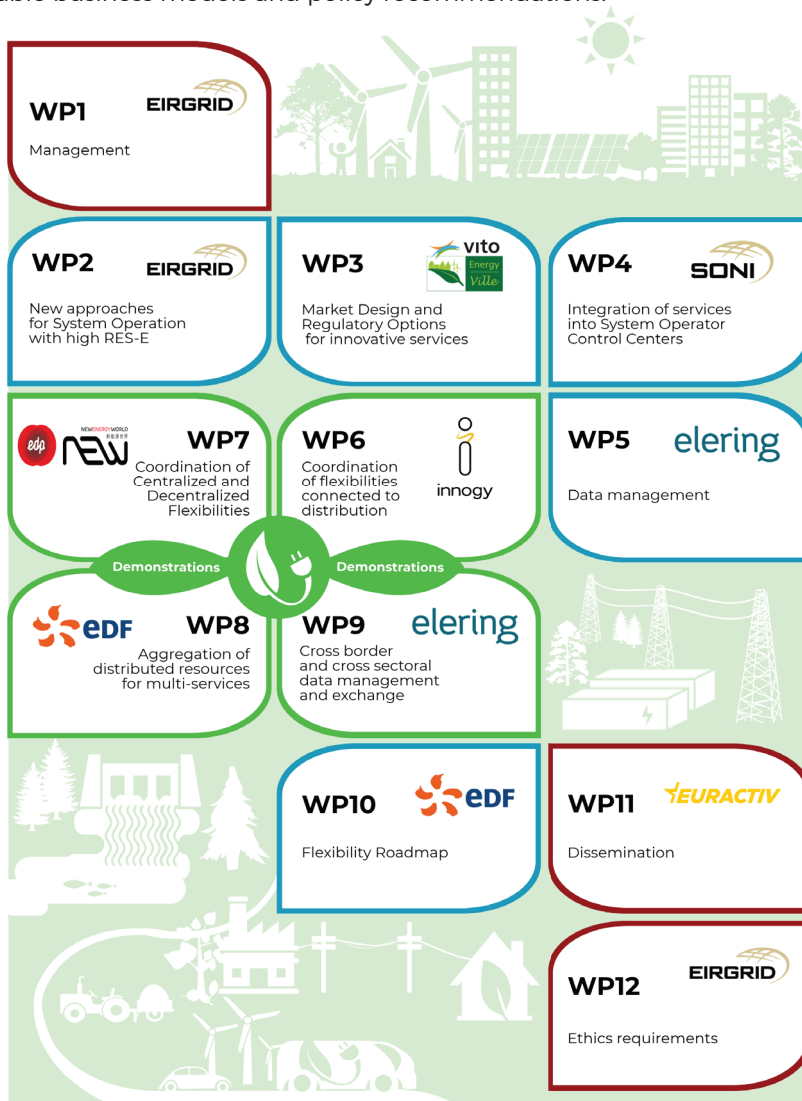
2. Flexibility roadmap for Europe and implementation guidelines: the previous analyses will feed into a European flexibility roadmap containing a set of recommendations along with policy guidelines for implementation. This work will be carried out by all stakeholders including the advisory board who will provide support from the expert viewpoint.

EU-SYSFLEX CORE SCENARIOS



STRUCTURE OF EU-SYSFLEX

The EU-SysFlex project is structured into **twelve work packages**, covering different aspects of the innovation process, from the development of new approaches for integrating large-scale renewable energy and testing pilot installations, to an analysis of the regulatory requirements and the development of viable business models and policy recommendations.



ADVISORY BOARD AND BRIDGE INITIATIVE

The Advisory Board is a **consultative body** set up to help further develop the value of EU-SysFlex's findings and ensure a wide EU impact, facilitate their implementation by TSOs not directly participating in EU-SysFlex, provide external and independent support, facilitate replicability and scalability, and to cooperate in disseminating and exploiting the results. Below is a list of the companies and organisations represented on the EU-SysFlex Advisory Board.



EU-SysFlex project is also part of the **BRIDGE Initiative**. BRIDGE is a European Commission initiative which unites Horizon 2020 Smart Grid and Energy Storage Projects to create a structured view of cross-cutting issues which are encountered in the demonstration projects and may constitute an obstacle to innovation



ENDORSEMENTS OF EU-SYSFLEX BY LEADERS



"We are hugely excited to be leading this important European research and innovation project. EU-SysFlex will lay the foundation for a future power system with significant levels of renewables. As the European power system goes through significant change, there is no doubt that system flexibility will become an integral part of how we operate it. Understanding future needs and identifying operational, technical and market solutions are all part of the work which this broad consortium is undertaking. We are very proud of the progress made to date and look forward to further results in the coming years."

Mark Foley
CEO of EirGrid
March 2019



"The key word of this project is flexibility. As the generation changes on one side and the demand changes on the other side, we need to find the right flexibility in order for the sector to move to a greater engagement with the consumers. And we need to keep the lights on with much greener generation connected to the grids. EU-SysFlex will look at all the challenges."

João Torres
CEO of EDP Distribution
November 2018



"The EU-SysFlex project partners have already accepted that our energy system will continue to have more and more renewable energy, and are now looking to develop the measures that will allow our grid to handle it. The project looks at how we manage the integration of such a level of renewable energy into the system. It will identify the needed improvements to the market design to cater for this increase, introduce new practices, and enhance system-modelling tools. Additionally, the project will put forward a roadmap for the European energy system and outline how it can meet the challenges ahead – this is extremely important."

Seán Kelly
Irish Member of the
European Parliament
March 2018



EU-SysFlex met Maroš Šefčovič, Vice-President of the European Commission, in November 2018



.@MarosSefcovic paid us visit! Among hot topics of #renewables integration & interconnection, #EUSysFlex was presented by @EirGrid's CEO @markfoleyce, #JonOSullivan, @lowryireland. #EUSysFlex will enable Europe 2integrate RES massively into grid thx 2new services. #energyunion





Follow us

eusysflex.com



@eusysflex



@eusysflex



@eusysflex

#eusysflex



The EU-SysFlex project has received funding from the European Union's Horizon 2020 research and innovation programme under grant agreement No 773505.